



Fintech Banking and Payments Solutions

Investor Presentation

August 2024



Disclaimers



"Safe Harbor" Statement Under the Private Securities Litigation Reform Act of 1995

This presentation contains forward-looking statements made pursuant to the safe harbor provisions of the Private Securities Litigation Reform Act of 1995. These forward-looking statements reflect the current views of FinWise Bancorp ("FinWise," "we," "us," or the "Company") with respect to, among other things, future events and its financial performance. These statements are often, but not always, made through the use of words or phrases such as "may," "might," "should," "could," "predict," "potential," "believe," "will likely result," "expect," "continue," "will," "anticipate," "seek," "estimate," "intend," "plan," "project," "projection," "forecast," "budget," "goal," "target," "would," "aim" and "outlook," or the negative version of those words or other comparable words or phrases of a future or forward-looking nature. These forward-looking statements are based on current expectations, estimates and projections about the Company's industry and management's beliefs and certain assumptions made by management, many of which, by their nature, are inherently uncertain and beyond the Company's control. The inclusion of these forward-looking statements should not be regarded as a representation by the Company or any other person that such expectations, estimates and projections will be achieved. Accordingly, the Company cautions you that any such forward-looking statements are not guarantees of future performance and are subject to risks, assumptions and uncertainties. Although the Company believes that the expectations reflected in these forward-looking statements are reasonable as of the date made, actual results may prove to be materially different from the results expressed or implied by the forward-looking statements.

There are or will be important factors that could cause the Company's actual results to differ materially from those indicated in these forward-looking statements, including, but not limited to, the following: (a) the success of the financial technology industry, as well as the continued evolution of the regulation of this industry; (b) the ability of the Company's Strategic Program or Fintech Banking Solutions service providers to comply with regulatory regimes, and the Company's ability to adequately oversee and monitor its Strategic Program and Fintech Banking Solutions service providers; (c) the Company's ability to maintain and grow its relationships with its service providers; (d) changes in the laws, rules, regulations, interpretations or policies relating to financial institutions, accounting, tax, trade, monetary and fiscal matters, including the application of interest rate caps or maximums; (e) the Company's ability to keep pace with rapid technological changes in the industry or implement new technology effectively; (f) system failure or cybersecurity breaches of the Company's network security; (g) potential exposure to fraud, negligence, computer theft and cyber-crime and other disruptions in the Company's computer systems relating to its development and use of new technology platforms; (h) the Company's reliance on third-party service providers for core systems support, informational website hosting, internet services, online account opening and other processing services; (i) general economic and business conditions, either nationally or in the Company's market areas; (j) increased national or regional competition in the financial services industry; (k) the Company's ability to measure and manage its credit risk effectively and the potential deterioration of the business and economic conditions in the Company's primary market areas; (l) the adequacy of the Company's risk management framework; (m) the adequacy of the Company's allowance for credit losses ("ACL"); (n) the financial soundness of other financial institutions; (o) new lines of business or new products and services; (p) changes in Small Business Administration ("SBA") rules, regulations and loan products, including specifically the Section 7(a) program or changes to the status of the Bank as an SBA Preferred Lender; (q) the value of collateral securing the Company's loans; (r) the Company's levels of nonperforming assets; (s) losses from loan defaults; (t) the Company's ability to protect its intellectual property and the risks it faces with respect to claims and litigation initiated against the Company; (u) the Company's ability to implement its growth strategy; (v) the Company's ability to launch new products or services successfully; (w) the concentration of the Company's lending and depositor relationships through Strategic Programs in the financial technology industry generally; (x) interest-rate and liquidity risks; (y) the effectiveness of the Company's internal control over financial reporting and its ability to remediate any future material weakness in its internal control over financial reporting; (z) dependence on our management team and changes in management composition; (aa) the sufficiency of the Company's capital; (bb) compliance with laws and regulations, supervisory actions, the Dodd-Frank Act, capital requirements, the Bank Secrecy Act and other anti-money laundering laws, predatory lending laws, and other statutes and regulations; (cc) results of examinations of the Company by its regulators; (dd) the Company's involvement from time to time in legal proceedings; (ee) natural disasters and adverse weather, acts of terrorism, pandemics, an outbreak of hostilities or other international or domestic calamities, and other matters beyond the Company's control; (ff) future equity and debt issuances; (gg) that the anticipated benefits new lines of business that the Company may enter or investments or acquisitions the Company may make are not realized within the expected time frame or at all as a result of such things as the strength or weakness of the economy and competitive factors in the areas where the Company and such other businesses operate; and (hh) other factors listed from time to time in the Company's filings with the Securities and Exchange Commission, including, without limitation, its Annual Report on Form 10-K for the year ended December 31, 2023 and subsequent reports on Form 10-Q and Form 8-K.

Any forward-looking statement speaks only as of the date of this release, and the Company does not undertake any obligation to publicly update or review any forward-looking statement, whether because of new information, future developments or otherwise, except as required by law. New risks and uncertainties may emerge from time to time, and it is not possible for the Company to predict their occurrence. In addition, the Company cannot assess the impact of each risk and uncertainty on its business or the extent to which any risk or uncertainty, or combination of risks and uncertainties, may cause actual results to differ materially from those contained in any forward-looking statements.

Market and industry data

This presentation includes estimates regarding market and industry data. Certain information is based on management estimates, which have been derived from third-party sources, as well as data from our internal research. While we believe the estimated market and industry data included in this presentation are generally reliable, such information, which is derived in part from management's estimates and beliefs, is inherently uncertain and imprecise.

Non-GAAP financial measures

Some of the financial measures included in this presentation are not measures of financial performance recognized by generally accepted accounting principles in the United States ("GAAP"). These non-GAAP financial measures are "tangible shareholders' equity," "tangible book value per share," and "efficiency ratio." We believe these non-GAAP financial measures provide useful information to management and investors; however, we acknowledge that our non-GAAP financial measures have limitations. As such, you should not view these measures as a substitute for results determined in accordance with GAAP. A reconciliation of such non-GAAP financial measures to the most closely related GAAP financial measures is included in the Appendix to this presentation.

Trademarks

"FinWise" and its logos and other trademarks referred to and included in this presentation belong to us and are protected by applicable laws. We refer to our trademarks in this presentation without the ® or the ™ or symbols for convenience. Other service marks, trademarks and trade names referred to in this presentation, if any, are the property of their respective owners, although for presentational convenience we may not use the ® or the ™ symbols to identify such trademarks.



FinWise Overview - 2024 is an Expansion Year

Differentiated Business Model

- **Trusted banking and payments solutions** provider to fintechs
- **Resilient and profitable model** with compelling growth opportunities
- **Compliance oversight** and risk management-first culture
- **Lower risk loan portfolio** with disciplined underwriting and collateral management (*44.5% of Portfolio is SBA Guaranteed & Strategic Program HFS*; HFS loans typically cash-collateralized and held for less than one week*)
- **Well capitalized** significantly above federal regulatory standards
- **Highly experienced team** with proven track record

- **Key Existing Businesses:**
 - **Strategic Programs.** Scalable API-driven infrastructure powering deposit, lending and payments programs for leading fintech brands
 - **Lending.** SBA 7(a), Owner Occupied Real Estate, Leasing programs provide flexibility for disciplined balance sheet growth
- **2024 Initiatives - Expansion of Fintech Banking & Payments Solutions:**
 - **Launch Payments (MoneyRails™) and BIN Sponsorship^.** Provides opportunity to diversify current business model and drive further growth

Reshaping the Banking & Payments Value Chain

Select Fintech Brands We Support via Strategic Program Lending

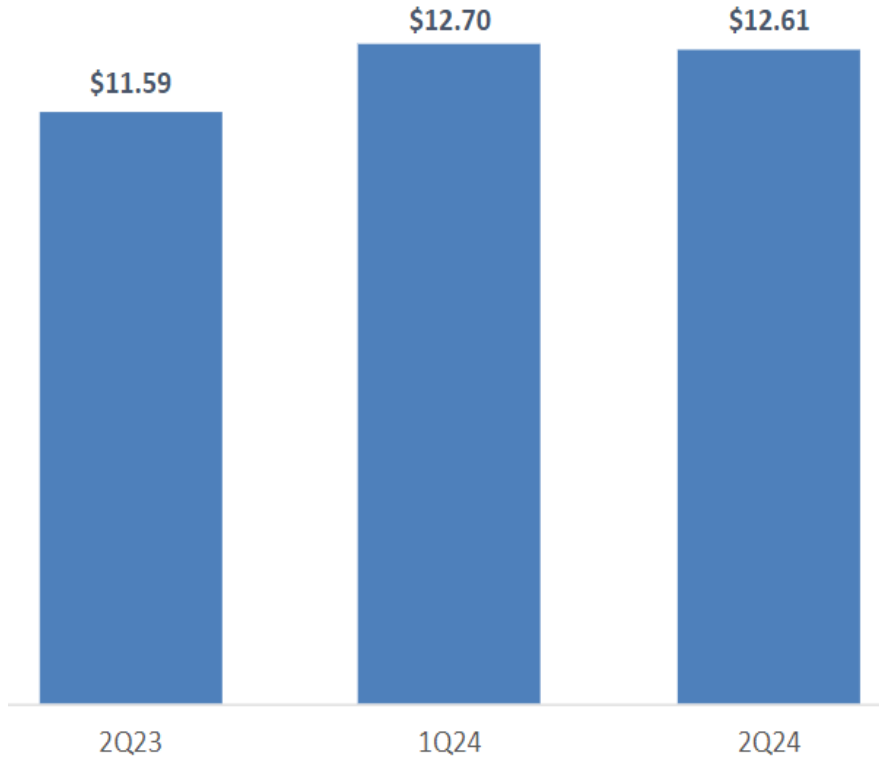
(Note: Held-for-sale (HFS) loans typically cash-collateralized and held for less than one week)



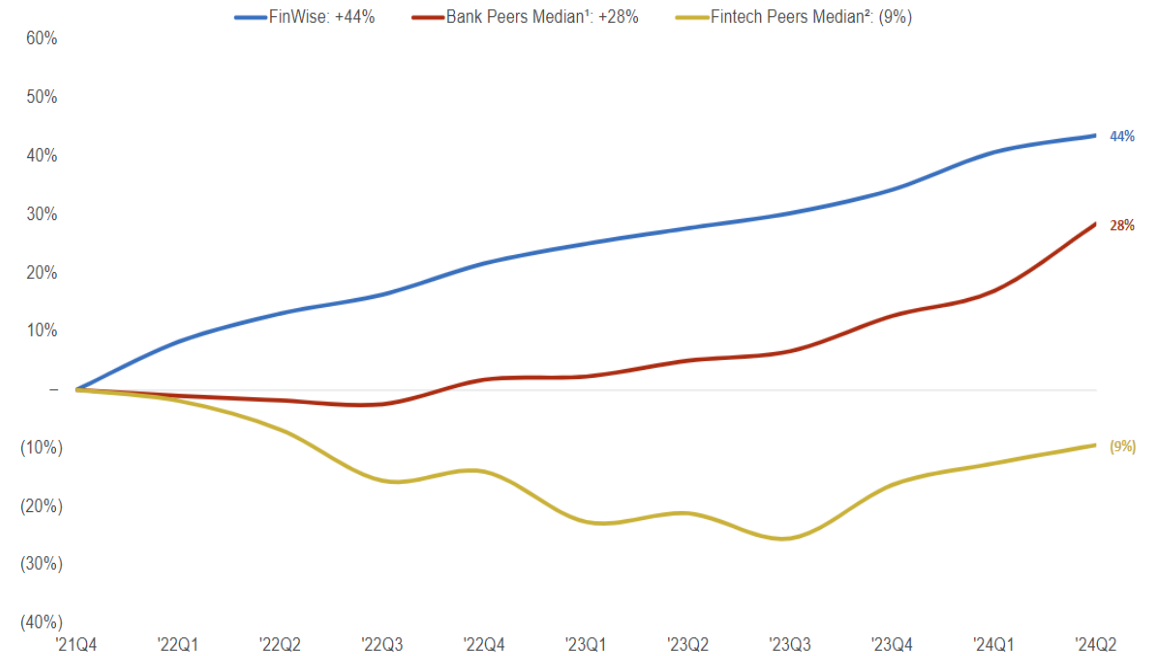


TBV Growth Has Been a Win for Shareholders

Tangible Book Value Per Share (Non-GAAP)¹



Indexed Change in TBV Since FINW IPO (4Q21) vs Select Bank and Fintech Peers²



¹ See Appendix at end of presentation for full description of metric and Non-GAAP reconciliation. Amounts are as of the end of each respective period

² Bank Peers defined as: Oregon Bancorp, Inc., Quaint Oak Bancorp, Inc., University Bancorp, Inc., BayFirst Financial Corp., Fentura Financial, Inc., CF Bankshares Inc., Meridian Corporation, Coastal Financial Corporation, Capital Bancorp, Inc., FS Bancorp, Inc., Blue Ridge Bankshares, Inc., First Internet Bancorp, Nicolet Bankshares, Inc., Triumph Financial, Inc., Live Oak Bancshares, Inc., Merchants Bancorp, The Bancorp, Inc., Cross River Bank, Metropolitan Bank Holding Corp., Capital Community Bank
Fintech Peers defined as Atlanticus Holdings Corporation, Oportun Financial Corporation, Enova International, Inc., LendingClub Corporation, Pathward Financial, Inc.

Note: Bank level Call Report financial data used where holding company consolidated financials unavailable

Source: S&P Capital IQ Pro



Industry Recognition as a Top-Performing Bank

Independent Banker

AMERICAN BANKER



FinWise Bancorp ranked #1 in its respective class (for the 3rd year in a row) for Best Performing Banks

FinWise Bancorp ranked in top 3 on American Banker's annual list of Top-Performing Publicly Traded Banks with under \$2 billion of assets

FinWise Bank was ranked as one of the 50 fastest growing companies in Utah based on revenue growth over five years.

(based on 3-year average pre-tax ROA)

(based on 3-year average ROAE ending 12/31/23)

2022 2023 2024



2022 2023 2024



2022 2023 2024





Current Business Model

Differentiated and Proven Strategy Offers Solid Foundation for Future Growth

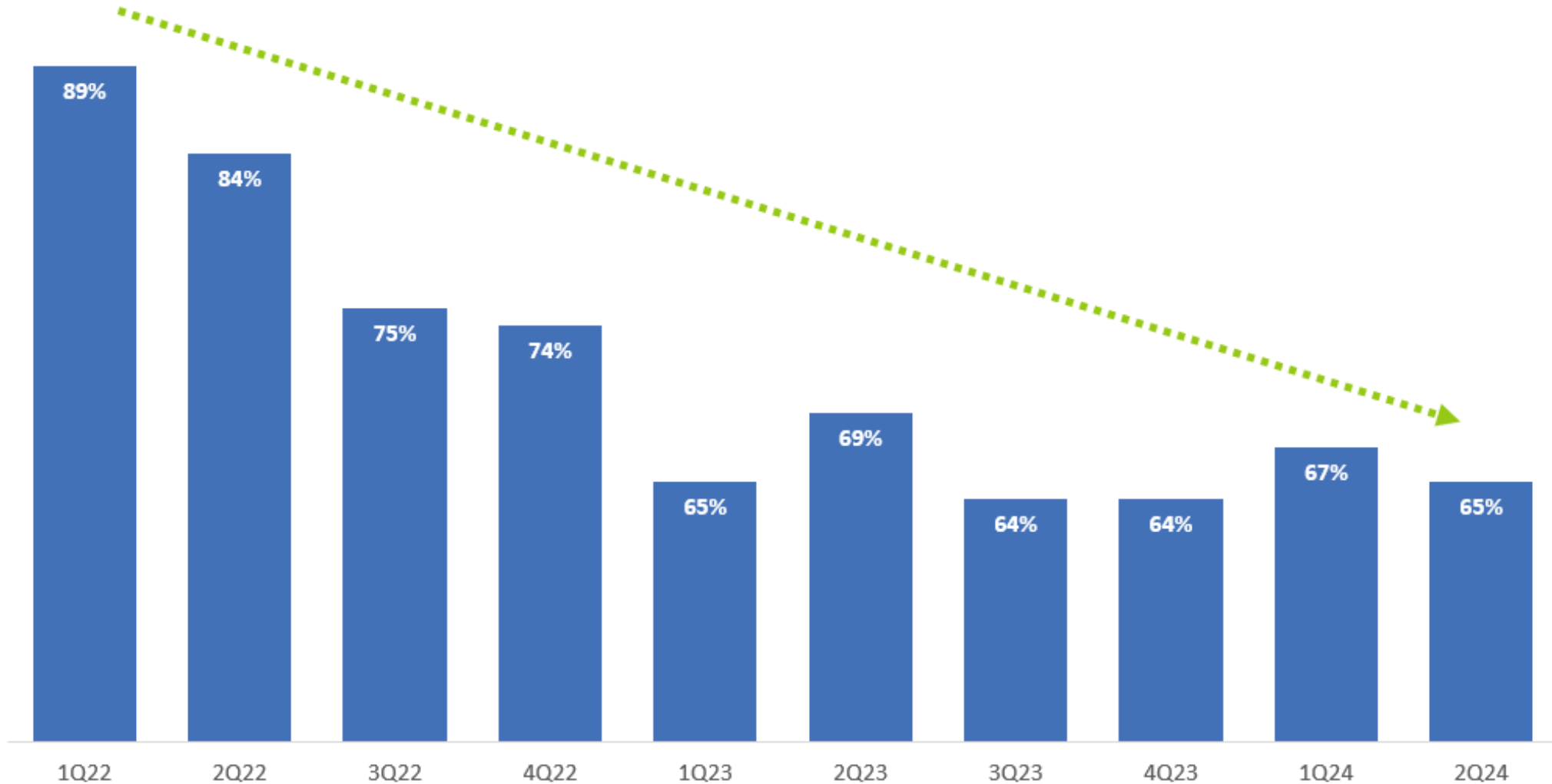
	Strategic Program Lending	SBA 7(a)	Residential & Owner Occupied CRE	Equipment Financing
2Q24 Gross Revenue Contribution ¹	54.1%	25.0%	6.8%	5.6%
	<p>Balance Sheet Strategy:</p> <ul style="list-style-type: none"> Mostly originate to sell Interest Income HFI & HFS Minimum program / other fees Each program establishes a "reserve" deposit account with FinWise <p>As of 6/30/24:</p> <ul style="list-style-type: none"> Strategic Platform Loans on Bal. Sheet: \$84.4M (78.8% HFS; 21.2% HFI) 2Q24 Gain on Sale (net) and Strategic Program Fees: \$4.4 million or 90.5% of noninterest income <p>Target Customer:</p> <ul style="list-style-type: none"> Consumers and small to medium-sized businesses (SMBs) via Fintech Platforms 	<p>Balance Sheet Strategy:</p> <ul style="list-style-type: none"> Hold or sell guaranteed portion Retain all servicing rights when guaranteed portion is sold Utilize loan processing structure and relationship with Business Funding Group, LLC <p>As of 6/30/24:</p> <ul style="list-style-type: none"> SBA Loans on Bal. Sheet: \$249.3 (59.3% Guaranteed; 40.7% Unguaranteed) <p>Target Customer:</p> <ul style="list-style-type: none"> SMBs 	<p>Balance Sheet Strategy:</p> <ul style="list-style-type: none"> All loans held on Bal Sheet Source of core deposits High-touch, relationship banking Historically stable and strong profitability <p>Product Overview:</p> <ul style="list-style-type: none"> Consumer and commercial lending Construction lending focus on single-family residential <p>Target Customer:</p> <ul style="list-style-type: none"> Single family residential and SMBs 	<p>Balance Sheet Strategy:</p> <ul style="list-style-type: none"> Originate for Investment Originations through vendor finance, additional third-party originators, direct channels Diversify balance sheet <p>Product Overview:</p> <ul style="list-style-type: none"> Equipment secured leases/loans Interest bearing (generally 60-month fixed rates) "Aurora" loan origination system provides scalability and automation <p>Target Customer:</p> <ul style="list-style-type: none"> SMBs via Equipment point of sale

¹Does not include POS Lending Program which is an originate to hold strategy. Also does not include revenue from "Other", "Change in Fair Value on investment in BFG", and "SBA PPP"



Strategic Program Lending - Program Diversification Has Improved

Percentage of Originations from the Top 3 Fintech Programs



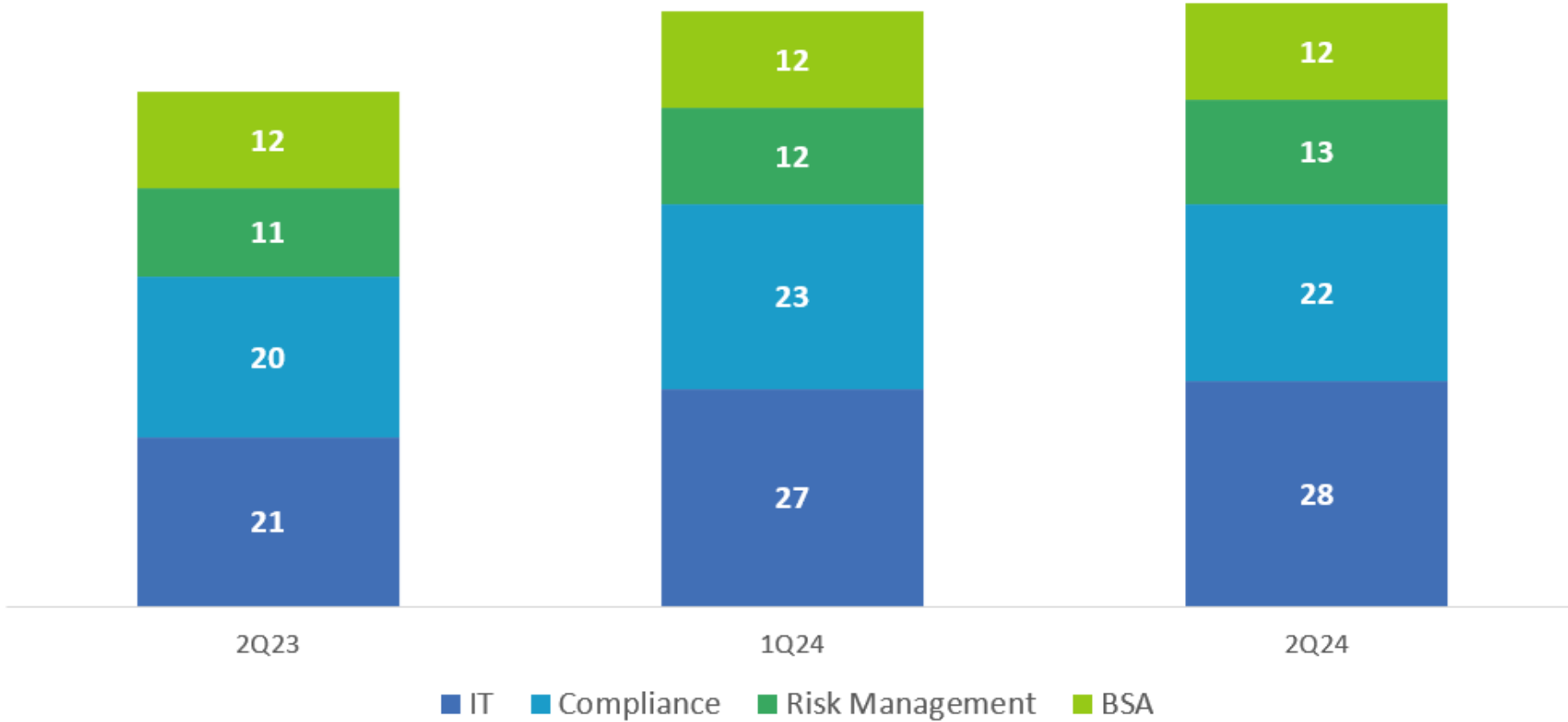
Note: Marketplace Lending concentration shown since 1Q22 to highlight longer-term pattern in recent years



Our Culture - Compliance at the Core

Consistent Investment in Personnel & Infrastructure Provides Regulatory Oversight Support to Fintechs

Full Time Employees (FTEs) in Respective Functions



39% of FTEs in IT, Compliance, Risk Mgmt., BSA functions at the end of 2Q24

Total FTEs at end of 2Q24 = 191

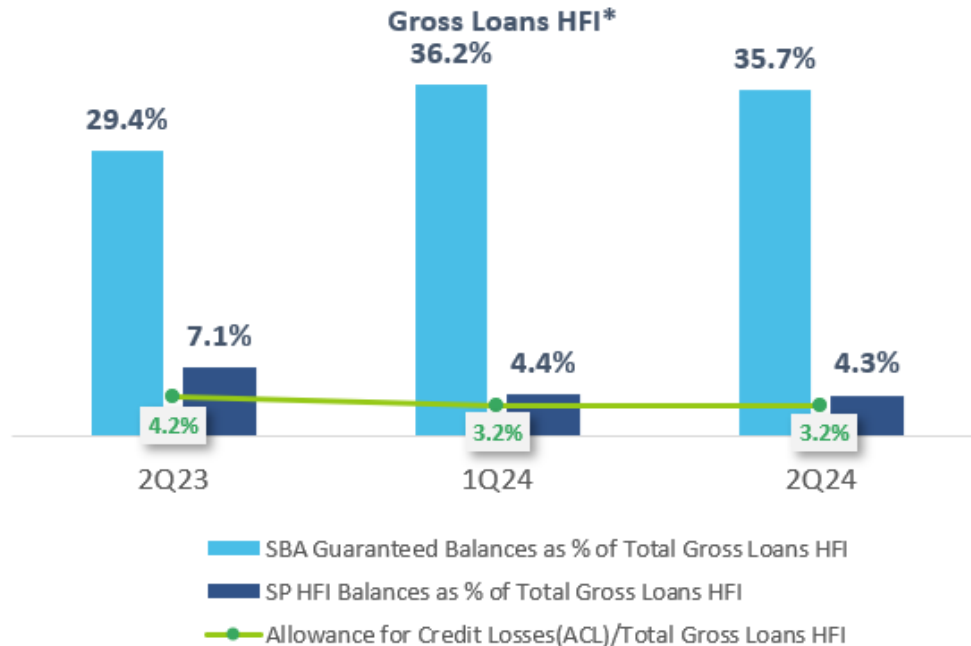
Note: FTEs shown as of the end of each respective quarter; does not include FTEs in Governance and Operations.



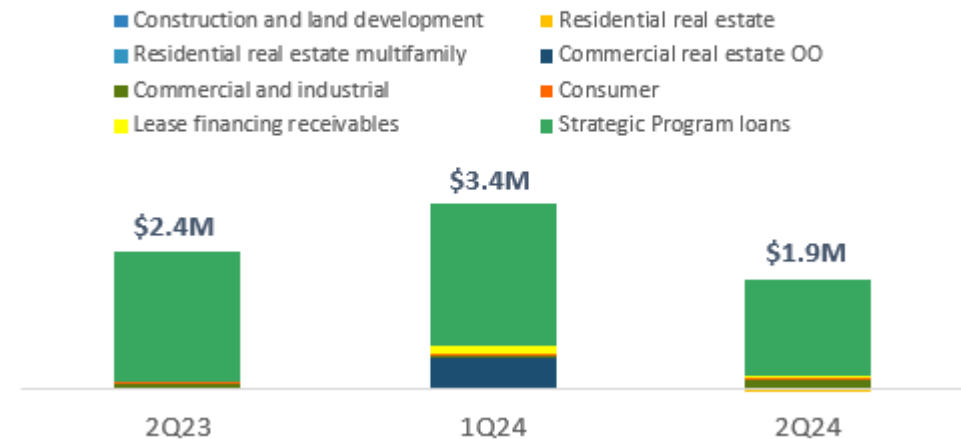
Disciplined Underwriting Process Mitigates Risk...

- **Credit risk is managed** through combination of policy, data and pricing
- **Disciplined underwriting process and well collateralized portfolio** has helped mitigate net charge-offs, even as credit quality normalized due to higher rate environment
- **Remain well-reserved with an ACL/Total Gross Loans HFI of 3.2% as of the end of 2Q24, reflecting a lower-risk portfolio vs. prior year period, including:**
 - *Significant increase in SBA guaranteed balances as % of Total Gross Loans HFI*
 - *Decrease in Strategic Programs (SP) HFI balances as % of Total Gross Loans HFI, which carry a higher reserve rate*

ACL, SBA Guaranteed and SP HFI Balances as % of Total



Net Charge-offs by Loan Type



*ACL = Allowance for Credit Losses; SP = Strategic Programs; HFI = Held for Investment

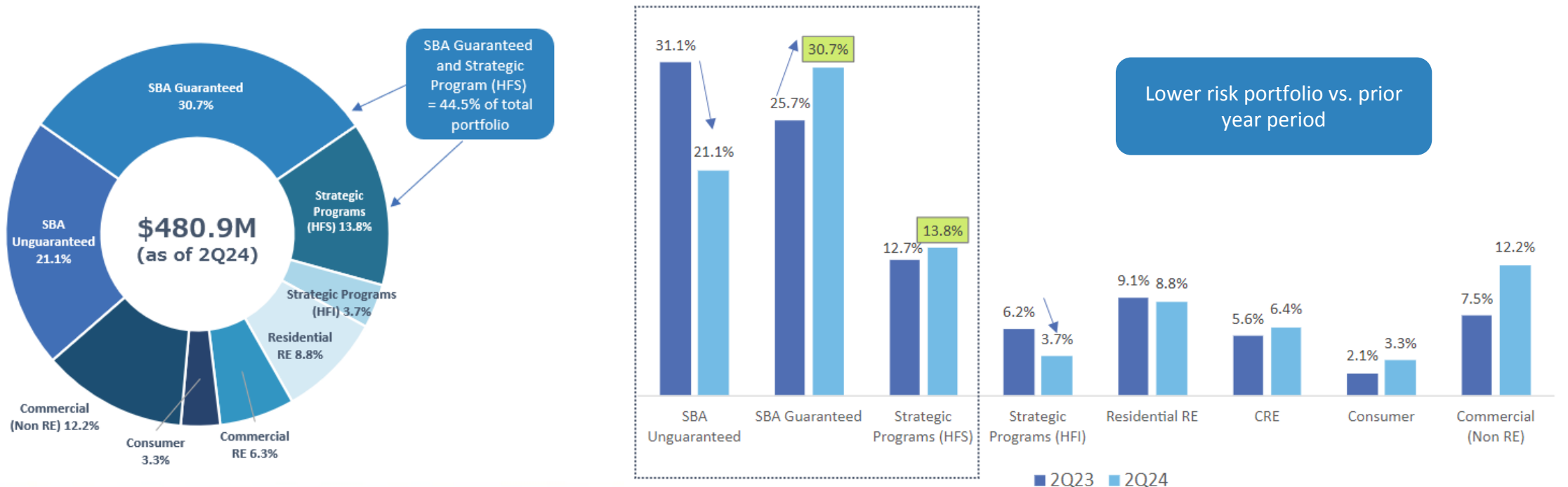


...and Leads to a Diversified and Lower Risk Loan Portfolio

- Combined SBA Guaranteed and Strategic Program Loans (HFS) increased to a total of **44.5% of the portfolio** as of 2Q24 vs 28.4% at the end of 2022
 - **Both of these products carry lower credit risk:** SBA Guaranteed loans are guaranteed by the U.S Small Business Administration and Strategic Program Loans (HFS) are supported by reserve deposit accounts
- SBA Unguaranteed loans declined from 31.1% of the portfolio as of 2Q23 to 21.1% as of 2Q24
- Strategic Programs Loans (HFI) and Resi. RE declined from 6.2% and 9.1% to 3.7% and 8.8%, respectively, from 2Q23 to 2Q24
- Consumer and Commercial (Non RE) loans increased moderately from the end of 2Q23 to 2Q24, and make up only 3.7% of the total portfolio as of 2Q24

Note:

- **SBA portfolio characteristics:** Average FICO is 740+. Average time in business is 12+ years. Top 3 industries by unguaranteed balances are eCommerce, law firms and health care. Loss rate 70% lower than SBA 7(a) industry for all originations since July 2014.
- CRE Non-SBA (6.3% as of 2Q24) is **93.0% Owner Occupied**; SBA related CRE loans are required to be majority Owner Occupied under SBA guidelines



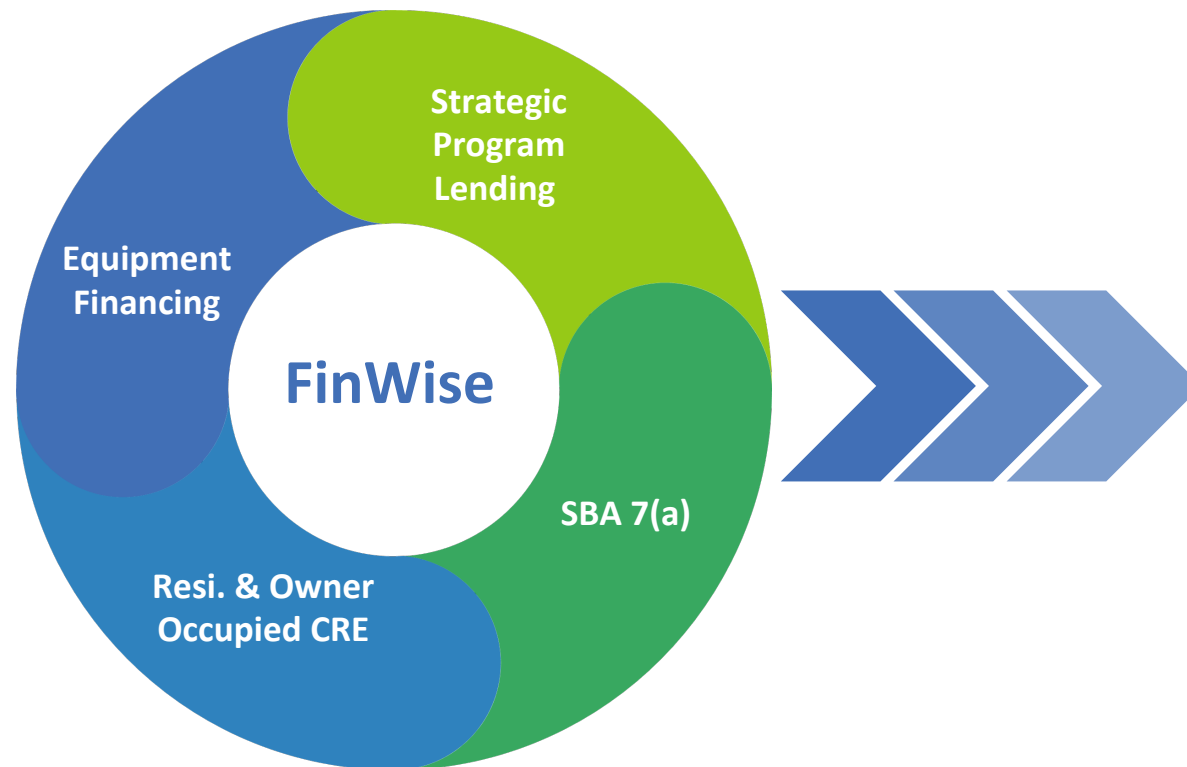
*Amounts are as of the end of each respective period. Note: Commercial (Non RE) is mostly Equipment Leasing.



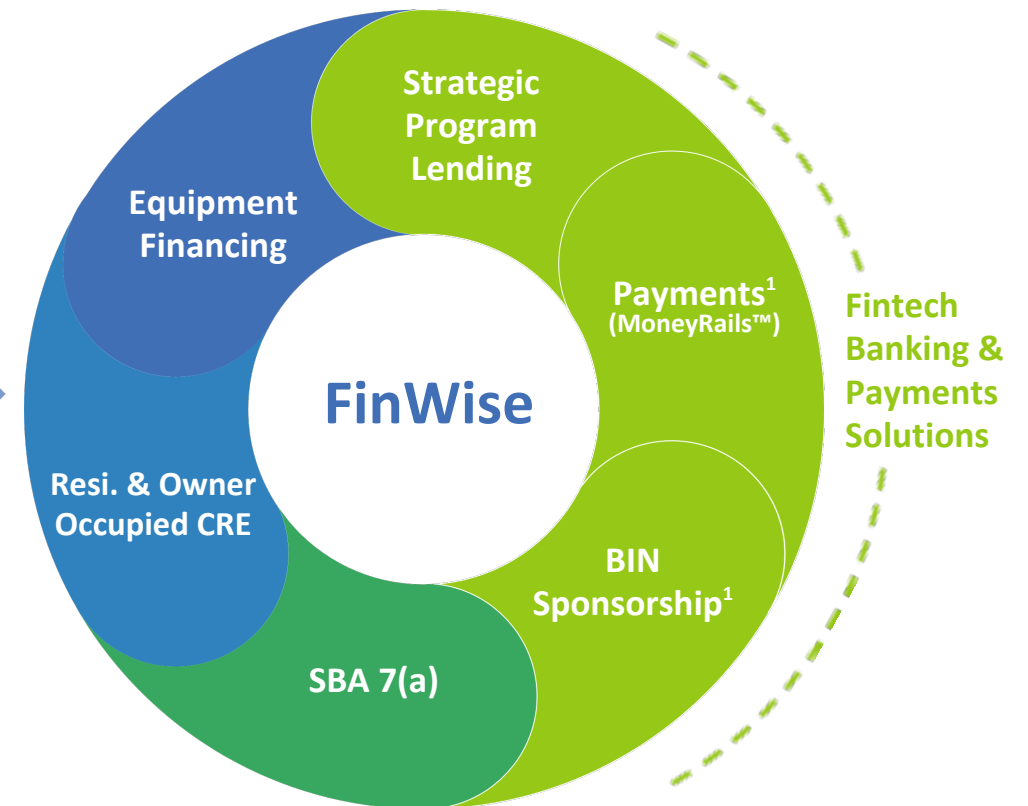
2024 Expansion: Fintech Banking and Payments Solutions Offering

Launch of Payments (MoneyRails™) and BIN Sponsorship Enhances Ability to Scale and Drive Growth

Current Business Model



Business Model Post Expansion of Fintech Banking & Payments Solutions Offering¹



¹ Payments (MoneyRails™) and Bank Identification Number (BIN) Sponsorship are under development. Note: "Fintech Banking Solutions" is used to describe our target market within the banking as a service ecosystem

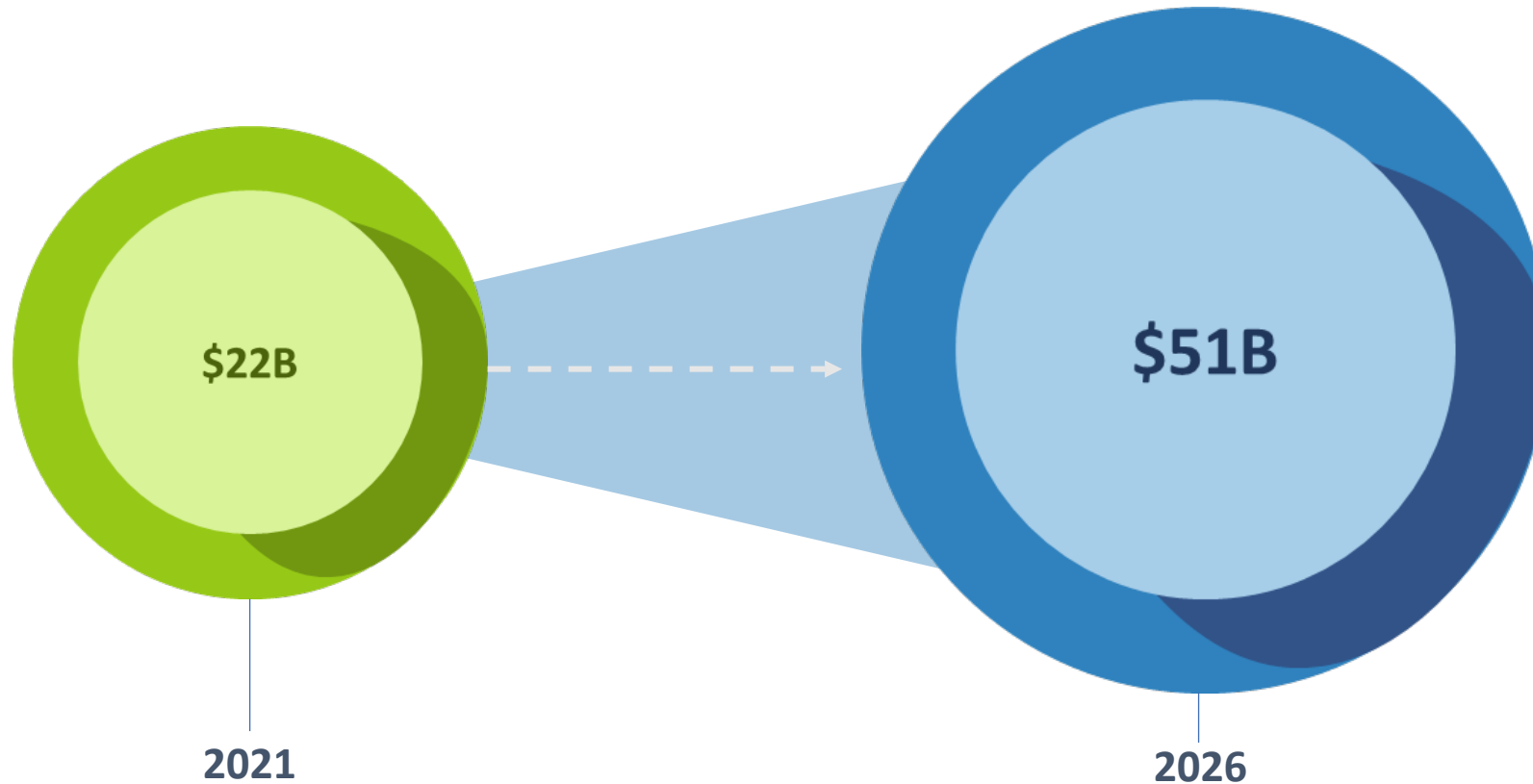


Sizable Addressable Market

Fintechs & Non-Financials Expected to Seek Bank Partners that Provide Access to Financial Products

Estimated U.S. Market for Platforms and Enablers¹

(Total Revenue Across Payments, Lending, Banking, Cards)



¹Source: Matt Harris, Blake Adams, Adam Davis, and Jeff Tjisse, "Embedded Finance: What It Takes to Prosper in the New Value Chain", 2022 (Bain & Company, Inc.)

Differentiators of Fintech Banking and Payments Solutions Offering



Payments (MoneyRails™)

- **Ease of Use.** Brings multiple payments types under one application. Ability to see all payments through a single source
- **Payment Control.** Allows service providers (fintechs) to embed multiple options to move money in /out of their ecosystem
- **Cost Effective.** Business rules help optimize the payment type for users' parameters. Reduces number of bank connected systems, lowering fees and software costs
- **Strengthens Security.** Single sign-on to manage access and real time fraud controls
- **Modern Payment Rails.** Access to the latest payment types such as faster and real-time payments
 - **Payment rails included:** ACH, Same Day ACH (SDA), Wires, Visa Direct and/or Mastercard Send, Mastercard RPPS, The Clearing House RTP and FedNow

Bank Identification Number (BIN) Sponsorship

- **Compliance-first Culture.** Significant knowledge of compliance practices required to manage a BIN sponsorship program. Regular interactions with our regulators
- **Differentiated Tech Approach and Integration.** Provides Bank with more control for compliance oversight and more robust solutions as service providers (fintechs) expand their operations
- **Focus.** Limit number of processors, vendors and service providers to streamline efficiencies and oversight
- **Extensive Experience.** Team has nearly 90 years of combined expertise in banking, payments and fintech

Target Customers: fintechs that serve the needs of corporations and small business with existing transaction volume and a proven track record of success. Also, fintechs that are well funded, have an experienced management team, plan to drive a minimum of \$100M in activity annually and have a compliance-first mentality.



Payments (MoneyRails™) Platform - The Value of a Ledger

Secure, Efficient API-driven Solutions for Fintechs



- The **Ledger provides a strong foundation with controls**, standing instructions and connectors for third-party integrations
- **Highly secured platform** with ability to stop unauthorized access to the application and the account. Transactions are immutable.
- Fintechs **can build their own experience** using APIs without dependency on FinWise
- The platform provides **physical and virtual card servicing capabilities**. This enables incoming/outgoing payments and card management to be housed in a central hub







Payments (MoneyRails™) Benefits to Fintechs We Support

A Centralized, Secure Platform and Ledger that Facilitates Movement of Money

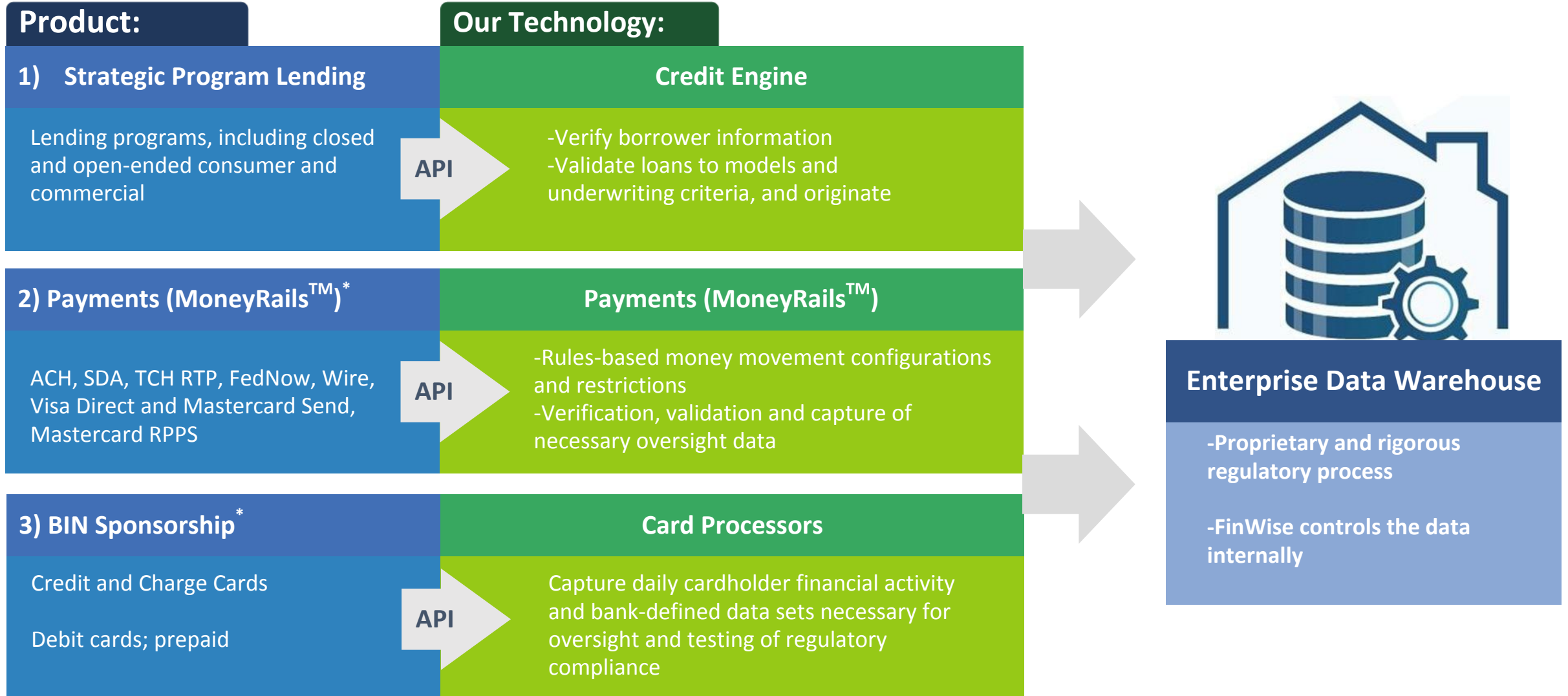


Potential Long-term Benefits from Fintech Banking and Payments Solutions Offering



Revenue	Deposits	Credit Quality	Profitability
<p data-bbox="282 544 690 676">Expands and diversifies potential sources of revenue</p> 	<p data-bbox="810 544 1230 715">Helps diversify deposit composition and reduce cost of funds through relationship-banking</p> 	<p data-bbox="1365 544 1735 622">Increases percentage of Prime loans</p> 	<p data-bbox="1862 544 2308 711">Use of outsourced solutions enhances operating leverage versus traditional models</p> 

Components of Model Enable Scaling and Regulatory Oversight

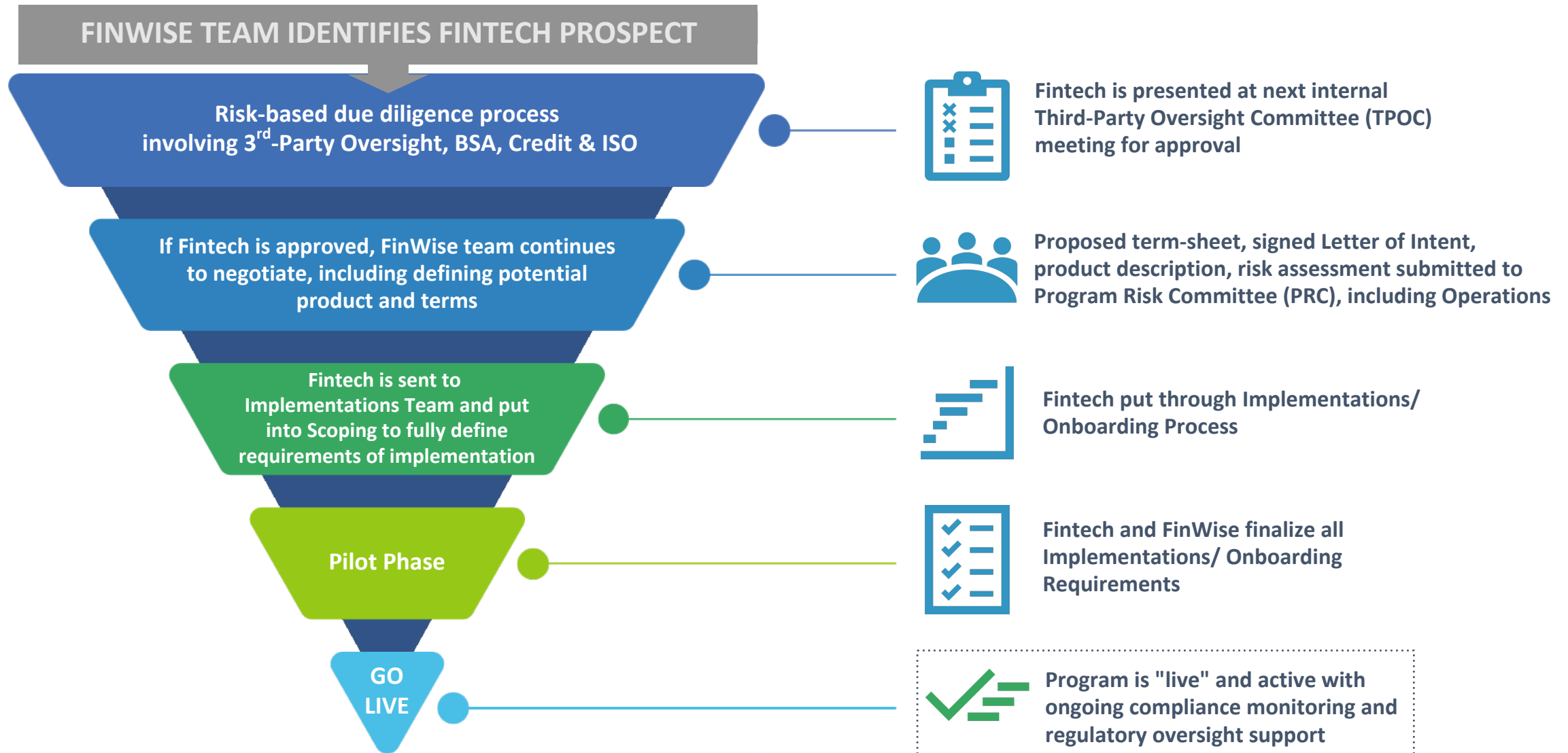


*Payments (MoneyRails™) and Bank Identification Number (BIN) Sponsorship are under development



Intensive Due-Diligence Process and Compliance Assessment

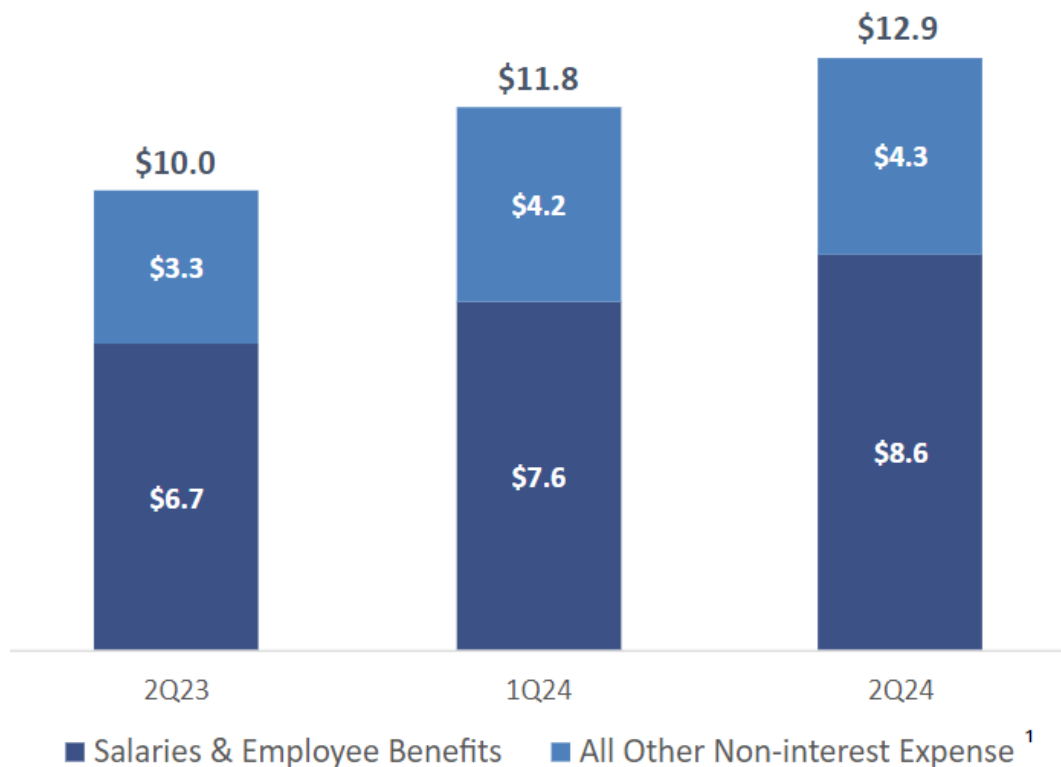
Representative Fintech Onboarding - a Thorough Selection Process



Disciplined Expense Management While Investing for Growth



Total Non-interest Expense (\$M)



Increase in Total Non-interest Expense has been driven largely by business infrastructure spend, including headcount, to support organic growth and key strategic initiatives.

Expect rate of growth in expenses to decelerate in 2H24

Full Time Employees (FTEs)	148	175	191
Efficiency Ratio (Non-GAAP) ²	52.7%	60.6%	66.3%

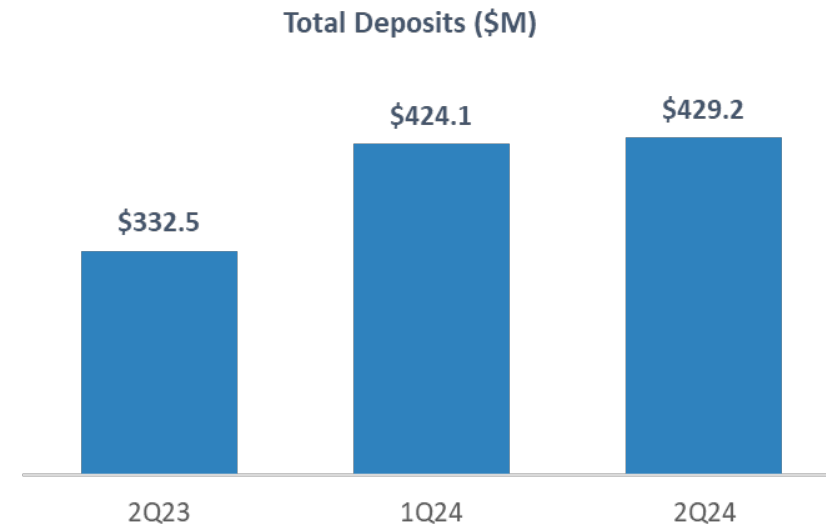
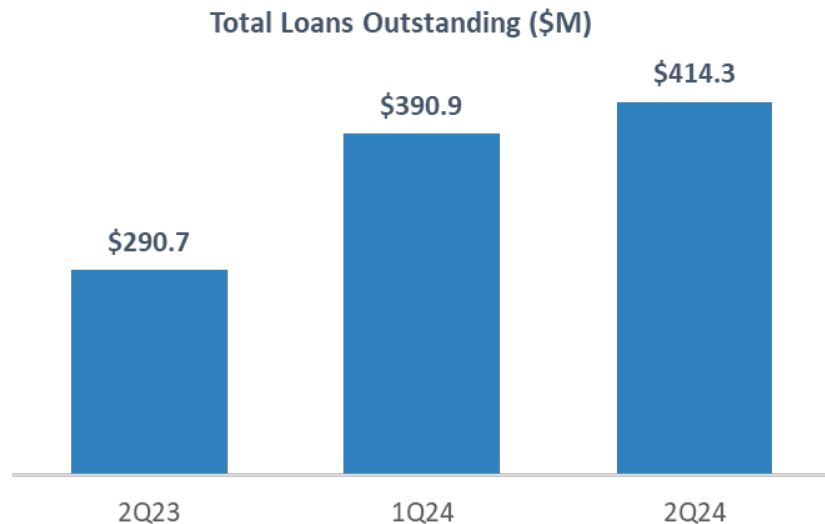
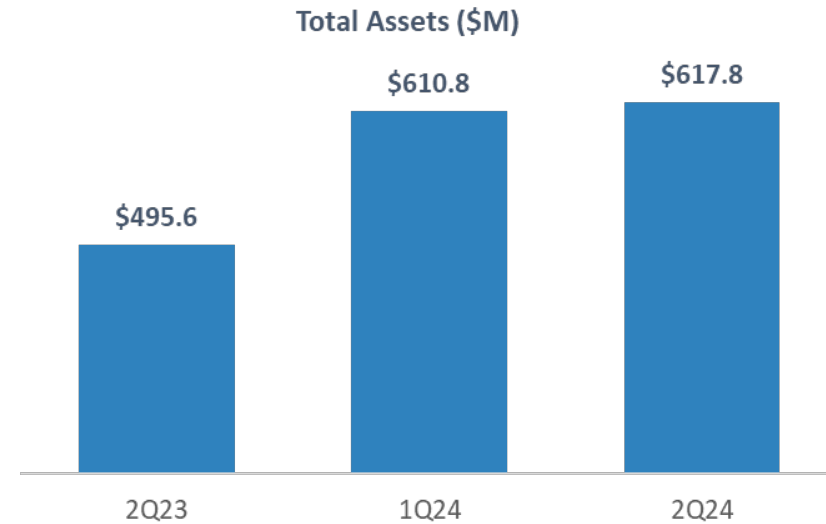
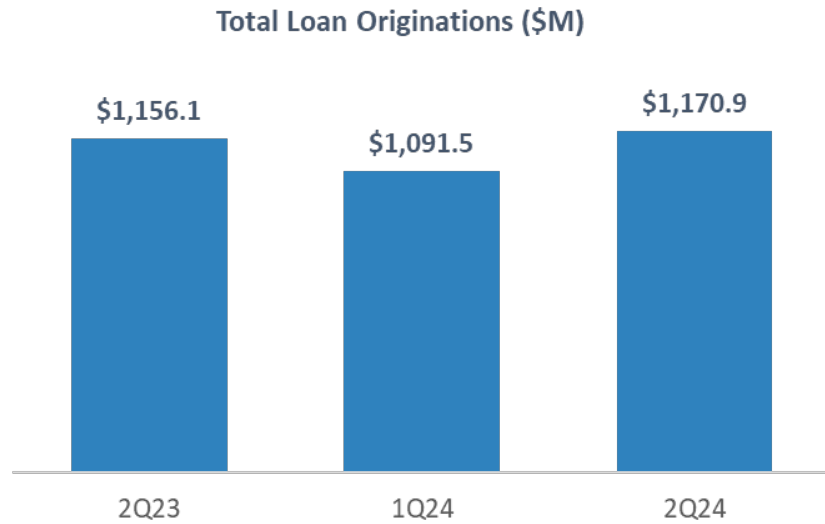
¹All Other Non-interest Expense refers to all other expense components within Total Non-interest Expense, excluding Salaries & Employee Benefits. ²See Appendix at the end of the presentation for Non-GAAP reconciliation



Selected Financial Information



Solid Originations and Significant Balance Sheet Growth

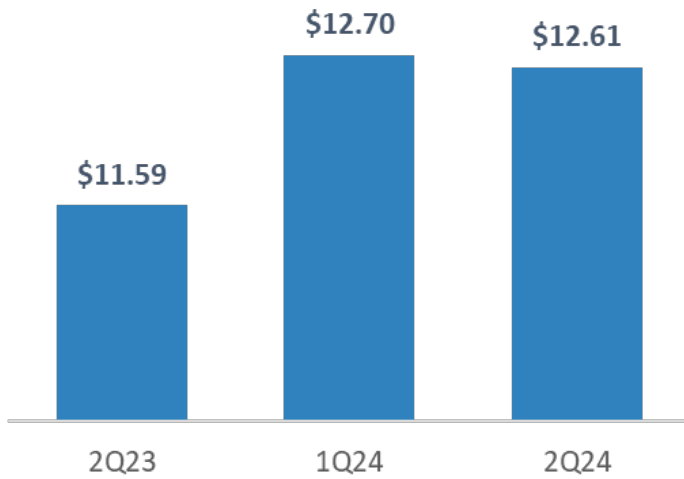


Note: Amounts are as of the end of each respective period

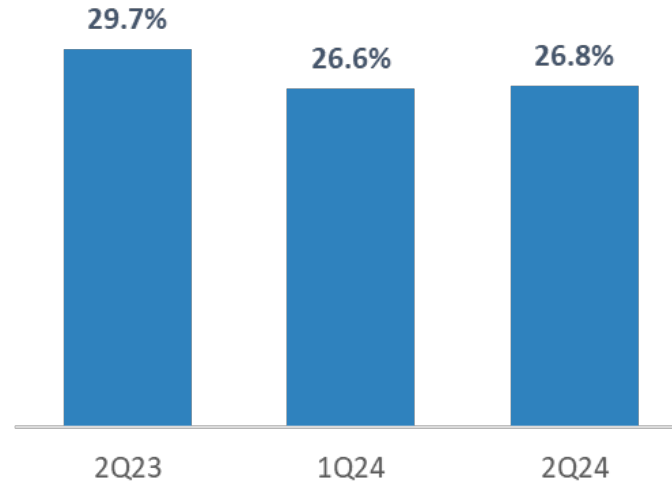


Growing TBVps, Strong Capital and Sustained Historical Profitability

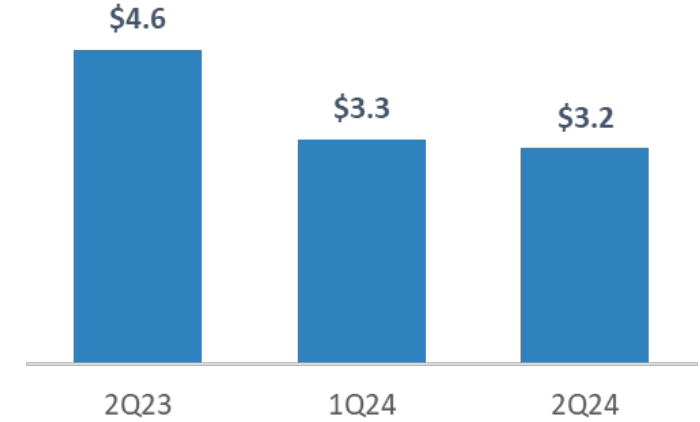
Tangible Book Value per share (Non-GAAP) ¹



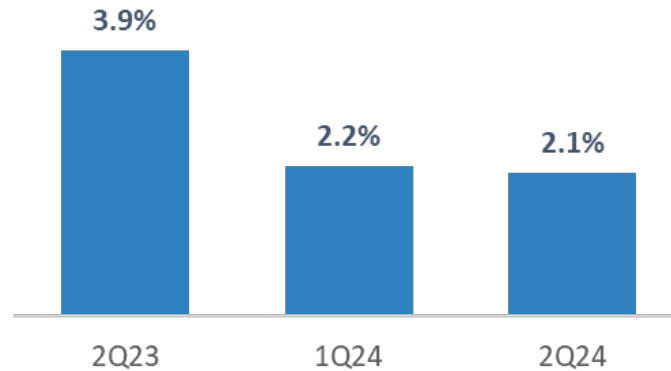
Tangible Shareholder Equity to Tangible Assets ²



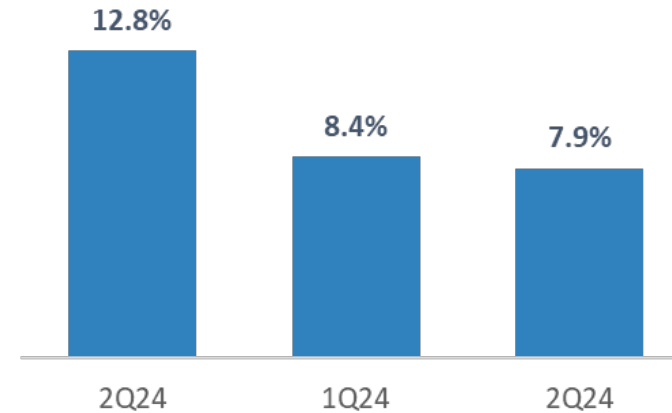
Net Income (\$M)



Return on Average Assets (ROAA)



Return on Average Equity (ROAE) ³



Profitability partly impacted by infrastructure investments to support organic growth and the build-out of key strategic initiatives.

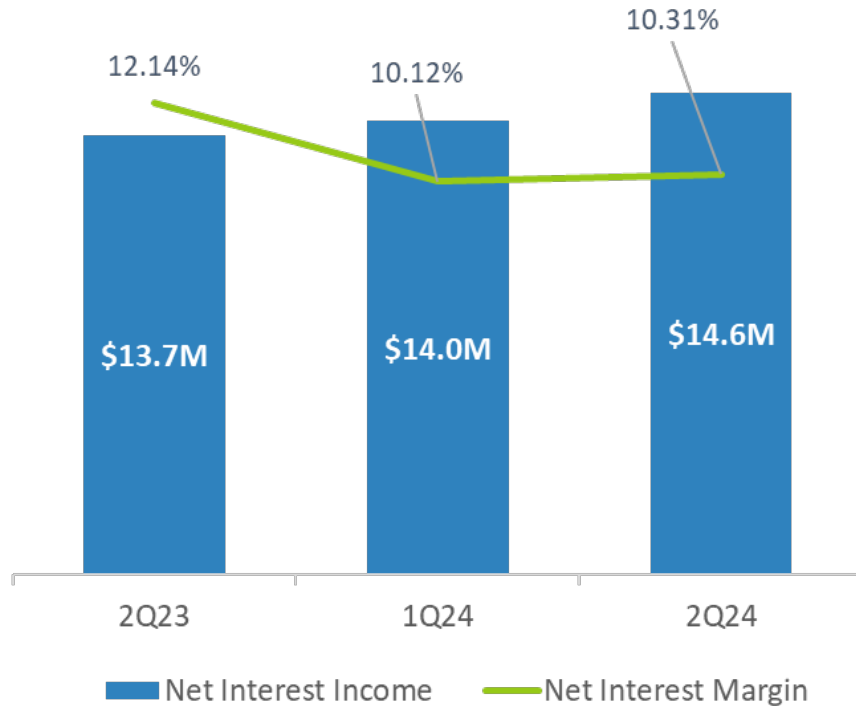
ROAE is also negatively affected by high capital levels

¹See Appendix for more information and Non-GAAP reconciliation. Both Tangible Book Value per Share (Non-GAAP) and Tangible Shareholder Equity to Tangible Assets as of the end of each respective period. ²Tangible Shareholder Equity to Tangible Assets ratio has declined primarily due to balance sheet growth and stock buyback. ³ROAE is negatively affected by high capital levels. Note: Profitability partly impacted by infrastructure investments to support organic growth and the build-out of key strategic initiatives.



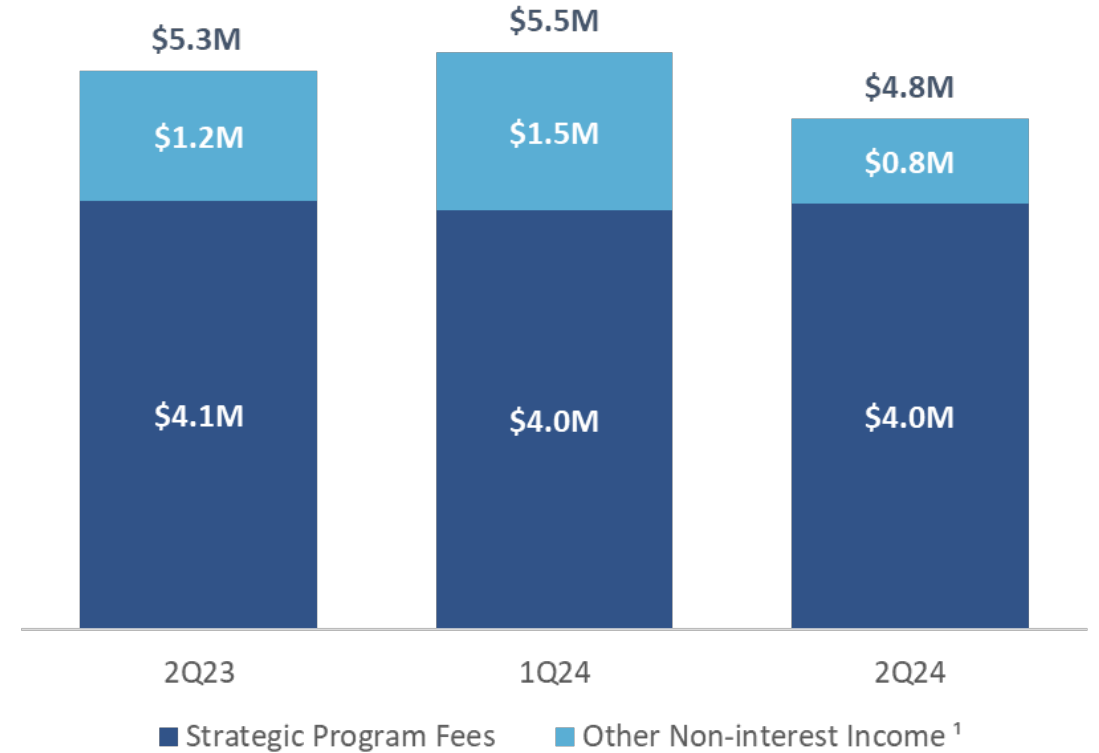
Diversified Income Sources

Net Interest Income / Net Interest Margin



Note: NIM decline from prior year mainly driven by a deliberate loan mix shift toward lower risk loans, which carry lower yields, in both HFI and HFS portfolios.

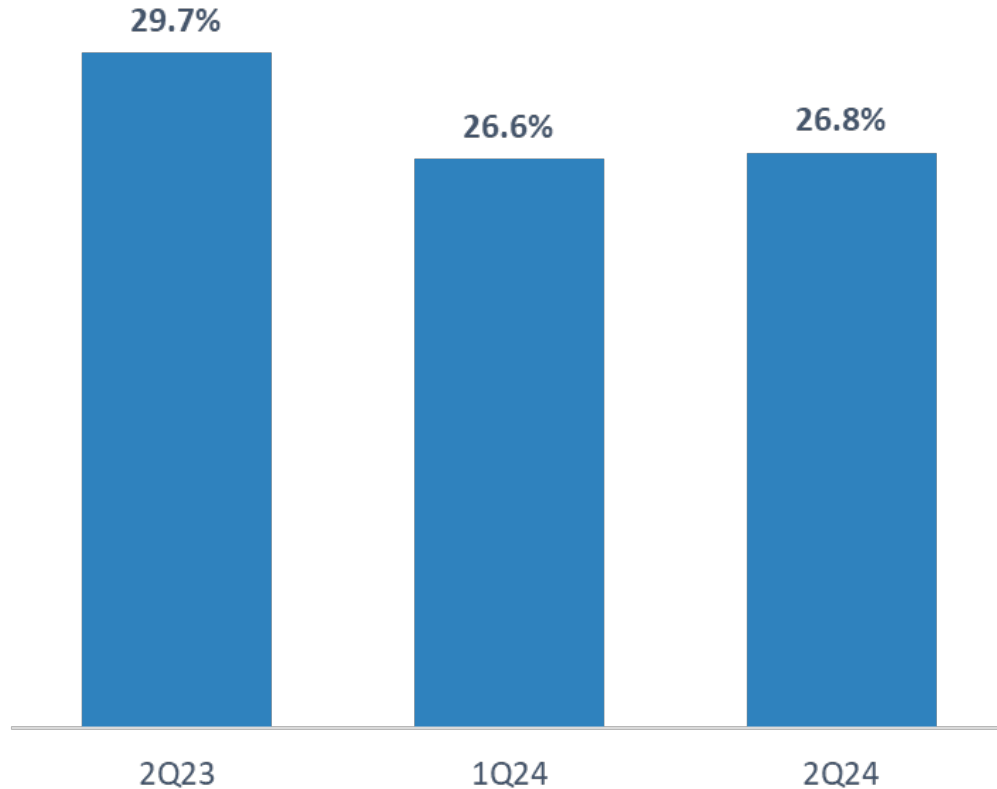
Non-interest Income



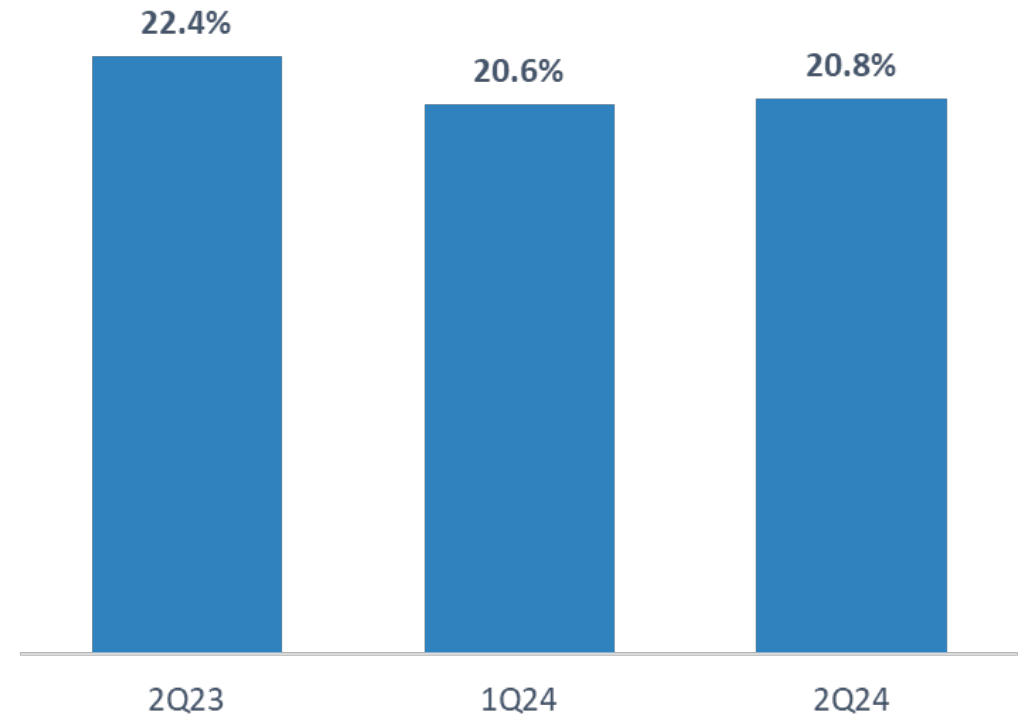


Well Capitalized Above Regulatory Requirements

Total FinWise Bancorp Shareholders' Equity to Total Assets Ratio



Leverage Ratio – Bank Level ¹



Well-capitalized regulatory requirement = 9% pursuant to the Community Bank Leverage Ratio framework adopted by the Bank in 2020.

¹The Bank's capital levels remain significantly above well-capitalized guidelines as of June 30, 2024. Total FinWise Bancorp Shareholder's Equity to Total Assets and Leverage Ratio – Bank Level as of the end of each respective period.



Appendix

Non-GAAP Reconciliations



Tangible Shareholders' Equity and Tangible Book Value Per Share

(\$ in thousands)

	As of		
	June 30, 2023	March 31, 2024	June 30, 2024
Total Shareholders' Equity	\$ 144,353	\$ 155,056	\$ 162,482
Goodwill	—	—	—
Other intangibles	—	—	—
Less: total intangible assets	—	—	—
Tangible shareholders' equity¹	\$ 144,353	\$ 155,056	\$ 162,482
Tangible book value per share¹	\$ 11.26	\$ 12.41	\$ 12.70

Efficiency Ratio

(\$ in thousands)

	For the Three Month Period Ending		
	June 30, 2023	March 31, 2024	June 30, 2024
Noninterest expense	\$ 9,999	\$ 11,807	\$ 12,890
Net interest income	13,675	14,006	14,615
Noninterest income	5,288	5,464	4,838
Adjusted operating revenues	\$ 18,963	\$ 19,470	\$ 19,453
Efficiency ratio²	52.7 %	60.6 %	66.3 %

(1) Tangible shareholders' equity: This measure is not a measure recognized under GAAP and is therefore considered to be a non-GAAP financial measure. See "Reconciliation of Non-GAAP to GAAP Financial Measures" for a reconciliation of this measure to its most comparable GAAP measure. Tangible shareholders' equity is defined as total shareholders' equity less goodwill and other intangible assets. The most directly comparable GAAP financial measure is total shareholder's equity. The Company had no goodwill or other intangible assets as of any of the dates indicated. The Company has not considered loan servicing rights or loan trailing fee asset as intangible assets for purposes of this calculation. As a result, tangible shareholders' equity is the same as total shareholders' equity as of each of the dates indicated.

(2) Efficiency Ratio: This measure is not a measure recognized under United States generally accepted accounting principles, or GAAP, and is therefore considered to be a non-GAAP financial measure. See "Reconciliation of Non-GAAP to GAAP Financial Measures" for a reconciliation of this measure to its most comparable GAAP measure. The efficiency ratio is defined as total noninterest expense divided by the sum of net interest income and noninterest income. The Company believes this measure is important as an indicator of productivity because it shows the amount of revenue generated for each dollar spent.

Glossary of Terms Used



ACH (The Automated Clearing House). Electronic funds-transfer system that facilitates payments in the U.S. and internationally. The ACH is run by Nacha.

API (Application Programming Interface). Set of defined rules that enable different applications to communicate with each other. It acts as an intermediary layer that processes data transfers between systems, letting companies open their application data and functionality to external third-party developers, business partners, and internal departments within their companies.

Banking-as-a-Service (BaaS). Banking model in which licensed banks integrate their digital banking services directly into the products of other non-bank businesses. This allows non-bank businesses to offer their customers digital banking services such as mobile bank accounts, debit cards, loans and payment services, without needing to acquire a banking license of their own. The bank's system communicates via APIs and webhooks with that of the partner's business, enabling the end customer to access banking services directly through the partner's website or app.

BIN (Bank Identification Number) Sponsorship. BIN sponsorship allows fintech businesses to quickly gain direct access to the payment processing and card management services provided by the likes of Visa or Mastercard without going through the process of joining a major card scheme. It provides fintechs with quickest way to launch a financial product with a debit, credit or prepaid card attached.

FedNow. The clearing service for financial institutions to provide immediate end-to-end payments to customers. The key difference between this service and the Fed's previous system is that FedNow will be online 24/7, processing transactions in real time.

HFI (Held for Investment). When a reporting entity holds an originated or purchased loan for which it has the intent and ability to hold for the foreseeable future or to maturity or payoff, the loan should be classified as held-for-investment. Loans held for investment are reported on the balance sheet at their amortized cost basis.

HFS (Held for Sale). When a reporting entity originates or purchases a loan with the intent to sell the loan to another entity (e.g., a government sponsored enterprise).

Marketplace Lending. Nonbank lending that uses innovative financial technology (fintech) to make loans to consumers and small businesses.

Mastercard RPPS (Remote Payment and Presentment Service). Mastercard RPPS optimizes electronic bill payment by connecting banks to billers. It offers a single, reliable connection for electronic payment providers to help with fast & secure consumer bill payments.

Mastercard Send. Mastercard's offering in the real-time personal payments arena. Senders can immediately make "push payments" to bank accounts, mobile wallets, prepaid debit cards, or targeted cash-out locations. The sender can initiate a Mastercard Send transaction with just the recipient's debit card number.

NIM: Net Interest Margin

Payments Hub. Single-window payment platform through which companies can execute all their payments. Payment hubs increase fund control and visibility, reduce the risk associated with numerous fragmented payment processes, and improve overall operating efficiency.

SBA7(a) loans. Small-business loans issued by a private lender and partially backed by the U.S. Small Business Administration.

SMBs. Small to medium-sized businesses.

Strategic Program Lending. Lending predominately done through fintech platforms that connect borrowers with lenders. Sometimes referred to as marketplace lending.

TBV: Tangible Book Value

The Clearing House RTP. A real-time payments platform that all federally insured U.S. depository institutions are eligible to use for payments innovation. All RTP payments are processed by The Clearing House. When you pay your utility bill for the month using RTP, your bank sends message to network which includes the details of the payment. The Clearing House then processes the message and routes it to utility company's bank, completing the payment.

Visa Direct. A type of Original Credit Transaction (OCT) that allows fast and secure payment transfers to customers using their card details. Unlike with other payment methods, where it can typically take up to 24 hours for the funds to be transferred to the customer, Visa Direct transactions normally complete near-instantly.